

TAIWAN LIH TAY

The first manufacturer of instant noodle production equipment in Taiwan.

And The Best



TAIWAN LIH TAY MACHINERY CO., LTD.

NO.66, SEC.1, SZU-HAI RD, PEI-TOU, CHANG-HUA, TAIWAN, R.O.C.
TEL:+886-4-8887781 FAX:+886-4-8887784 SALES:+886-4-8886160
<http://www.lihtay.com.tw> E-mail:business@lihtay.com.tw



AUTOMATIC BAG INSTANT NOODLE PRODUCTION LINE

A combination of 35-year-more experience and technology know-how



TOTAL TECHNOLOGY SUPPORT

- PROJECT PLANNING
- DESIGN
- EQUIPMENT SUPPLY
- INSTALLATION ASSISTANCE
- OPERATION TRAINING

SINCE 1968



AUTOMATIC BAG INSTANT NOODLE PRODUCTION LINE

LTI-800 Brief Introduction

1. Production Capacity: 230,000 Bags / 8 Hours
2. Noodle Weight: 60~80g
3. Production Parameters
 - Plant Space Required: 96M (L) X 12M (W) X 7M (H)
(Office and warehouse for raw materials & finished products are excluded)
 - Power Consumption: 152Kw (Main Production Line)
 - Steam Boiler: 5,000Kg / Hour
 - Working Pressure: 10Kg / Cm²
 - Water (Soft Water) Consumption: 7,000Kg / Hour
 - Frying Oil Consumption: 3,700Kg / 8 Hour
 - Operator Required: (a) About 4 persons before packing process
(b) About 11 persons for packing operation

LTI-600 Brief Introduction

1. Production Capacity: 150,000 Bags / 8 Hours
2. Noodle Weight: 60~80g
3. Production Parameters
 - Plant Space Required: 96M (L) X 12M (W) X 7M (H)
(Office and warehouse for raw materials & finished products are excluded)
 - Power Consumption: 136Kw (Main Production Line)
 - Steam Boiler: 4,000Kg / Hour
 - Working Pressure: 10Kg / Cm²
 - Water (Soft Water) Consumption: 6,000Kg / Hour
 - Frying Oil Consumption: 2,500Kg / 8 Hour
 - Operator Required: (a) About 4 persons before packing process
(b) About 11 persons for packing operation

LTI-500 Brief Introduction

1. Production Capacity: 100,000 Bags / 8 Hours
2. Noodle Weight: 60~80g
3. Production Parameters
 - Plant Space Required: 96M (L) X 12M (W) X 7M (H)
(Office and warehouse for raw materials & finished products are excluded)
 - Power Consumption: 120Kw (Main Production Line)
 - Steam Boiler: 3,000Kg / Hour
 - Working Pressure: 10Kg / Cm²
 - Water (Soft Water) Consumption: 5,000Kg / Hour
 - Frying Oil Consumption: 1,600Kg / 8 Hour
 - Operator Required: (a) About 4 persons before packing process
(b) About 11 persons for packing operation



SODA WATER STORAGE TANK



FLOUR SIEVING MACHINE



WATER TANK WITH LEVEL CONTROLLER & MIXER



RATIONING CUTTING OUTLET & SEASONING CONVEYOR



OIL STORAGE BARREL & HEAT EXCHANGER



COOLING MACHINE



NOODLE CONVEYOR



PACKING MACHINE



MATERIAL FEEDING & COMPOUNDING MACHINE



ROLLING STRETCHING MACHINE



STEAMING MACHINE



FRYING MACHINE



DISTRIBUTING MACHINE



DISTRIBUTING CONVEYOR



CARTON SEALING MACHINE



PLC ELECTRICAL CONTROL PANEL

The Advanced Manufacturing Equipment

Lih Tay's machines are manufactured in our modern facility. At the heart of our production capability lies on the wide range of advanced manufacturing equipment, such as laser cutting machines for steel plates, CNC machine centers, highly skilled technicians. All these provide a solid foundation for the high-performance machines.

EXCELLENT DESIGN LAYS A SOLID FOUNDATION FOR HIGH AVAILABILITY

Beginning with proven, reliable design, Lih Tay's engineer experts in machinery, electrical control, noodle material properties and manufacturing processes visualize and configure equipment that efficiently and economically meet your rigorous demands of each instant noodle production project.



CNC-Lathe



CNC-Miller




Machine Center



Laser Cutting



Hydraulic Press Brake



Laser Cutting



Machine Arm



Factory View I



Factory View II

TAIWAN LIH TAY

The first manufacturer of instant noodle production equipment in Taiwan.

And The Best



TAIWAN LIH TAY MACHINERY CO., LTD.

NO.66, SEC.1, SZU-HAI RD, PEI-TOU, CHANG-HUA, TAIWAN, R.O.C.
TEL:+886-4-887781 FAX:+886-4-887784 SALES:+886-4-8886160
<http://www.lihtay.com.tw> E-mail:business@lihtay.com.tw



AUTOMATIC BOWL/CUP INSTANT NOODLE PRODUCTION EQUIPMENT

A combination of 35-year-more experience and technology know-how



TOTAL TECHNOLOGY SUPPORT

- PROJECT PLANNING
- DESIGN
- EQUIPMENT SUPPLY
- INSTALLATION ASSISTANCE
- OPERATION TRAINING

SINCE 1968




AUTOMATIC BOWL/CUP INSTANT NOODLE PRODUCTION LINE

- LTC-600 (A) Brief Introduction**
1. Production Capacity: 100,000 Bowl / Cup / 8 Hours
 2. Noodle Weight: 60~70g
 3. Production Parameters
 - Plant Space Required: 19.2M (L) X 12M (W) X 7M (H)
 - Office and warehouse for raw materials & finished products are excluded
 - Power Consumption: 105kw (Main Production Line)
 - Steam Boiler: 3,000kg / Hour
 - Working Pressure: 10kg / C^m
 - Water (Soft Water) Consumption: 5,000kg / Hour
 - Frying Oil Consumption: 1,000kg / 8Hour
 - Operator Required: (a) About 9 persons before packing machine
(b) About 9 persons after packing machine

- LTC-600 (B) Brief Introduction**
1. Production Capacity: 100,000 Cup / 8 Hours
 2. Noodle Weight: 50~70g
 3. Production Parameters
 - Plant Space Required: 13.2M (L) X 12M (W) X 7M (H)
 - Office and warehouse for raw materials & finished products are excluded
 - Power Consumption: 230kw (Main Production Line)
 - Steam Boiler: 3,000kg / Hour
 - Working Pressure: 10kg / C^m
 - Water (Soft Water) Consumption: 5,000kg / Hour
 - Frying Oil Consumption: 1,000kg / 8Hour
 - Operator Required: (a) About 9 persons before packing machine
(b) About 10 persons after packing machine

LTC-600(B)



LTC-600(A)



TAIWAN LIH TAY

The first manufacturer of instant noodle
production equipment in Taiwan.

And The Best



TAIWAN LIH TAY MACHINERY CO., LTD.

NO.66, SEC.1, SZU-HAI RD, PEI-TOU, CHANG-HUA, TAIWAN, R.O.C.
TEL:+886-4-8887781 FAX:+886-4-8887784 SALES:+886-4-8886160
<http://www.lihtay.com.tw> E-mail:business@lihtay.com.tw



AUTOMATIC DRIED NOODLE (RAMEN) PRODUCTION EQUIPMENT

A combination of 35-year-more experience
and technology know-how.



TOTAL TECHNOLOGY SUPPORT

- PROJECT PLANNING
- DESIGN
- EQUIPMENT SUPPLY
- INSTALLATION ASSISTANCE
- OPERATION TRAINING

SINCE 1968



AUTOMATIC DRIED NOODLE (RAMEN) PRODUCTION LINE



SODA WATER STORAGE TANK



FLOUR SIEVING MACHINE



WATER TANK WITH LEVEL CONTROLLER & MIXER



MATERIALS FEEDING & COMPOUNDING & STRETCHING MACHINE



STEAMING MACHINE



RATIONING CUTTING OUTLET & SEASONING CONVEYOR



PLC ELECTRICAL CONTROL PANEL

LTD-600 Brief Introduction

1. **Production Capacity** : 100,000 Brick/8 Hours

2. **Noodle Weight** : 65g

3. **Production Parameters**

- **Plant Space Required** : 80M(L)X12M(W)X7M(H)

(office and warehouse for raw materials & finished products are excluded)

- **Power Consumption** : 130kw(Main Production Line)

- **Steam Boiler** : 3,000kg/Hour

- **Working Pressure** : 10kg/cm²

- **Water (Soft Water) Consumption** : 4,500kg/Hour

- **Operator Required** : About 20 persons(Main Production Line)



COOLING MACHINE



NOODLE CONVEYOR



DRYING MACHINE



PACKING MACHINE



PRODUCT CONVEYOR & CARTON SEALING MACHINE

TAIWAN LIH TAY

The first manufacturer of instant noodle production equipment in Taiwan.

And The Best



TAIWAN LIH TAY MACHINERY CO., LTD.

NO.66, SEC.1, SZU-HAI RD, PEI-TOU, CHANG-HUA, TAIWAN, R.O.C.
TEL:+886-4-8887781 FAX:+886-4-8887784 SALES:+886-4-8886160
<http://www.lihtay.com.tw> E-mail:business@lihtay.com.tw



AUTOMATIC NOODLE STICK PRODUCTION EQUIPMENT

A combination of 35-year-more experience and technology know-how.



TOTAL TECHNOLOGY SUPPORT

- PROJECT PLANNING
- DESIGN
- EQUIPMENT SUPPLY
- INSTALLATION ASSISTANCE
- OPERATION TRAINING

SINCE 1968



AUTOMATIC NOODLE STICK PRODUCTION LINE



SODA WATER STORAGE TANK



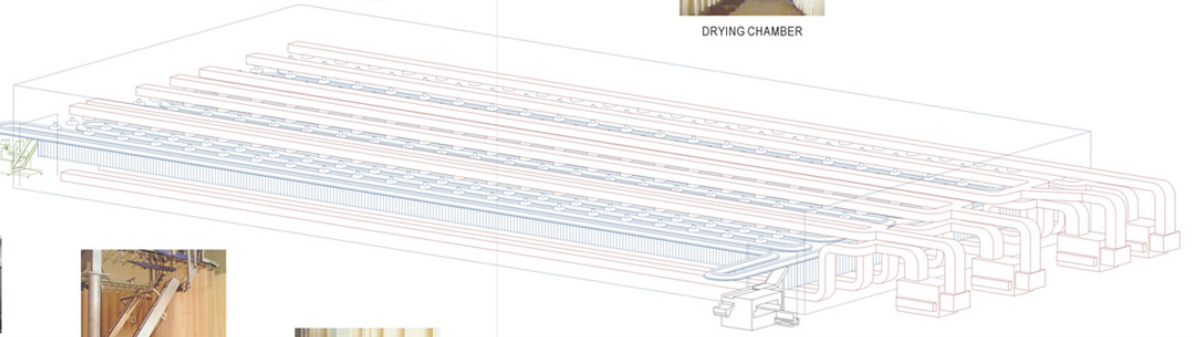
FLOUR SIEVING MACHINE



MIXER



DRYING CHAMBER



MATERIALS FEEDING & COMPOUNDING & STRETCHING MACHINE



NOODLE LIFTER



NOODLE STICK ARRANGEMENT MACHINE



PLC ELECTRICAL CONTROL PANEL



CUTTING MACHINE



RADIATOR & BLOWER

LTDS-600 Brief Introduction

1. Production Capacity : 8,000kgs/8 Hours

2. Noodle Weight : 285Grams/Bag

3. Production Parameters

- Plant Space Required : 72M(L)X30M(W)X7M(H)
(office and warehouse for raw materials & finished products are excluded)
- Drying Chamber : 48M(L)X24M(W)X5M(H) (include in plant space)
- Power Consumption : 295kw (Include Drying Chamber)
- Steam Boiler : 2,000kgs/Hour
- Working Pressure : 10kgs/cm²
- Water (Soft Water) Consumption : 3,000kgs/Hour
- Operator Required : About 20 persons (Main Production Line)



TAIWAN LIH TAY

The first manufacturer of instant noodle
production equipment in Taiwan.

And The Best



TAIWAN LIH TAY MACHINERY CO., LTD.

NO.66, SEC.1, SZU-HAI RD, PEI-TOU, CHANG-HUA, TAIWAN, R.O.C.
TEL:+886-4-8887781 FAX:+886-4-8887784 SALES:+886-4-8886160
<http://www.lihtay.com.tw> E-mail:business@lihtay.com.tw



AUTOMATIC NOODLE SNACK PRODUCTION EQUIPMENT

A combination of 35-year-more experience
and technology know-how.



TOTAL TECHNOLOGY SUPPORT

- PROJECT PLANNING
- DESIGN
- EQUIPMENT SUPPLY
- INSTALLATION ASSISTANCE
- OPERATION TRAINING

SINCE 1968



AUTOMATIC NOODLE SNACK PRODUCTION LINE

CONTINUOUS BREAKING MACHINE



MATERIAL FEEDER & MIXER



SYRUP PREPARATION TANK



MIXER I
MIXER II



MATERIALS FEEDING & FORMING MACHINE



CONTINUOUS DRYING MACHINE



PLC ELECTRICAL CONTROL PANEL



LTSF-300 Brief Introduction

1. Production Capacity : 324kg/Hour

2. Weight of Noodle Snack : 2g/piece

3. Production Parameters

- Plant space Required : 60M(L)X12M(W)X6M(H)

- Power Consumption : 76kw(Main Production Line)

- Steam Boiler : 1,600kg/Hour

- Working Pressure : 10kg/cm²

- Water (Soft Water) Consumption : 2,200kg/Hour

- Operator Required : About 10 persons(Main Production Line)



AIR CONDITIONING DRYING MACHINE



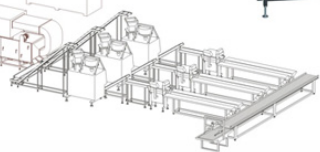
VERTICAL / MEASURE / FORM / FILL / SEAL / CUT / PACKING MACHINE



WEIGHT & METAL INSPECTION MACHINE



COOLING MACHINE



PRODUCT CONVEYOR & CARTON SEALING MACHINE

TAIWAN LIH TAY

The first manufacturer of instant noodle production equipments in Taiwan
The Best



TAIWAN LIH TAY MACHINERY CO., LTD.

NO. 66, SEC. 1, SZU-HAI RD., PEI-TOU, CHANG-HUA, TAIWAN, R.O.C
TEL:+886-4-8887781~3 FAX:+886-4-8887784 SALES:+886-4-8886160
[Http://www.lihtay.com.tw](http://www.lihtay.com.tw) E-mail:business@lihtay.com.tw



AUTOMATIC POUCH FOLDING / FEEDING/DISPENSER MACHINERY

*Combine more than 38years of experience and
technology know-how*



- Automatic of Food Technology
- High-Efficacy Series Model
- High-Speed , High-Accuracy
- Easy-Operation
- Apply to Various Production

SINCE 1968

Automatic Seasoning Pouch Folding Machine

LTP-300

Features:

- Automatic folding and storing chained pouches speedily and accurately, capacity up to 300 packs/min.
- High-precision microcomputer measuring device to make sure folding smoothly and accurately.
- Man-machine interface for easy setting and easy adjusting the speed & pouch size.
- For the pouches of powder, liquid, desiccant, oxygen absorber, etc.
- Apply to connect any kind of packing machine synchronously.


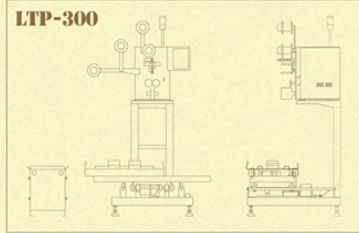


Diagram of Automatic Seasoning Pouch Folding Machine



Automatic Seasoning Pouch Dispenser

LTR-100

Features:

- High efficiently and sanitarly feeding function to avoid the defect of manual.
- High-precision microcomputer measuring device to make sure operate smoothly and accurately.
- Double cutters with high-speed servomotor driving for sure cutting and distributing accurately.
- Man-machine interface for easy setting and easy adjusting the speed & pouch size.
- For the pouches of powder, liquid, desiccant, oxygen absorber, alcohol, etc.
- Apply to connect any kind of packing machine synchronously.




Diagram of Distribution for Single-Conveyor



Apply to connect any kind of packing machine synchronously

Automatic Seasoning Pouch Feeding Machine

LTV-100

Features:

- Auto feeding function to avoid the defect of manual.
- Connecting with Pouch Dispenser.
- Induction feeding by conveyor.
- For the pouches of powder, liquid, desiccant, oxygen absorber, alcohol, etc.


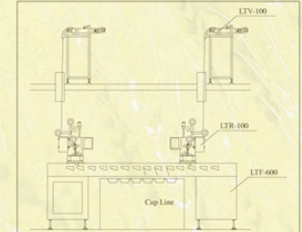


Diagram of Distribution for Multi-Conveyor



Capacity	max 300 packs/min (in case of pouch length 50 mm)
Pouch size	max 100 mm (W) x 30 mm (T)
Dimension	1000 mm (L) X 800 mm (W) X 1680 mm (H)
Machine weight	approx.130 Kgs
Power supply	Single Phase AC220V, 50HZ/60HZ
Power consumption	0.75 KW

Capacity	max 200 packs/min (in case of pouch length 50 mm)
Pouch size	max 100 mm (L) x 100 mm (W) x 30 mm (H)
Dimension	480 mm (L) X 260 mm (W) X 430 mm (H)
Machine weight	approx. 70 Kgs
Power supply	Single Phase AC220V, 50HZ/60HZ
Power consumption	0.75 KW

Capacity	max 300 packs/min (in case of pouch length 50 mm)
Pouch size	max 100 mm (W) x 30 mm (T)
Dimension	750 mm (L) X 470 mm (W) X 1000 mm (H)
Machine weight	approx. 30 Kgs
Power supply	Single Phase AC220V, 50HZ/60HZ
Power consumption	0.1 KW

TAIWAN LIH TAY

The first manufacturer of instant noodle
production equipment in Taiwan.

And The Best



TAIWAN LIH TAY MACHINERY CO., LTD.

NO.66, SEC.1, SZU-HAI RD, PEI-TOU, CHANG-HUA, TAIWAN, R.O.C.
TEL:+886-4-8887781 FAX:+886-4-8887784 SALES:+886-4-8886160
<http://www.lihtay.com.tw> E-mail:business@lihtay.com.tw



BOWL / CUP SEALING DEVICE

A combination of 35-year-more experience
and technology know-how



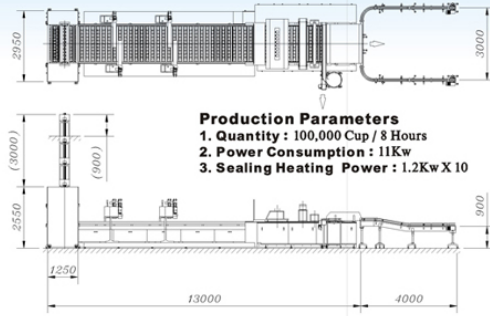
TOTAL TECHNOLOGY SUPPORT

- PROJECT PLANNING
- DESIGN
- EQUIPMENT SUPPLY
- INSTALLATION ASSISTANCE
- OPERATION TRAINING

SINCE 1968



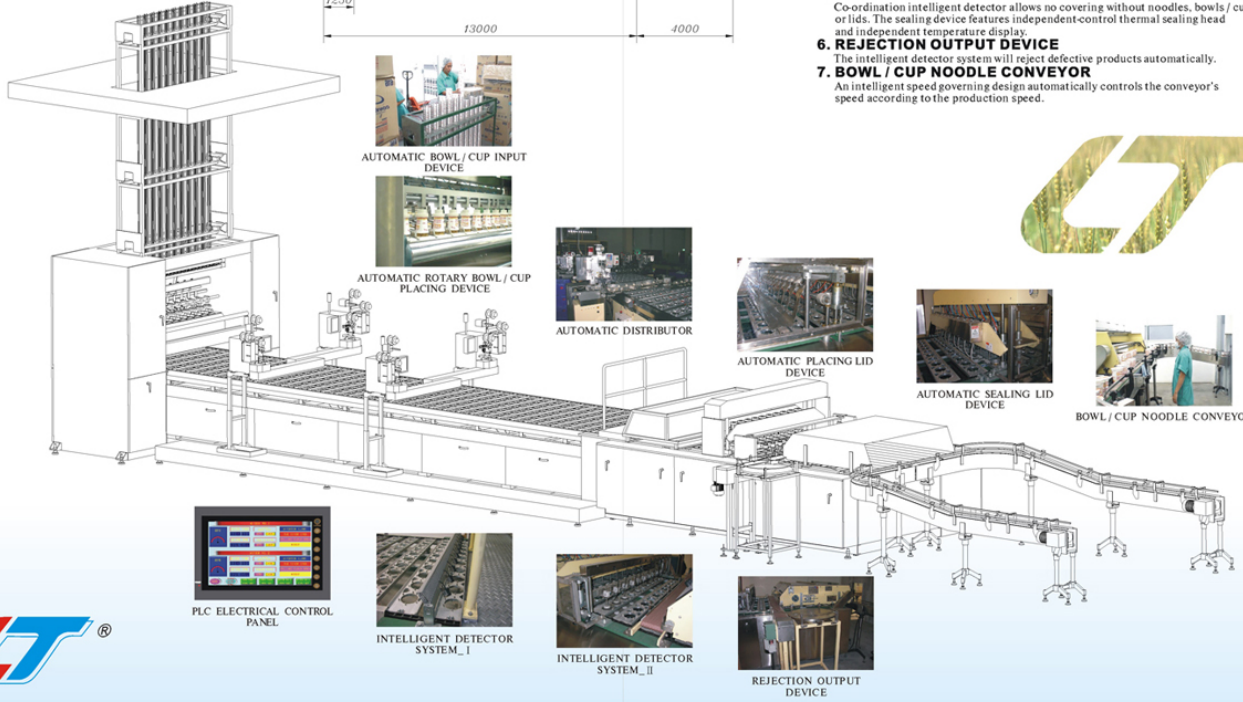
**LTAC-100
BOWL / CUP SEALING DEVICE**



Production Parameters
1. Quantity : 100,000 Cup / 8 Hours
2. Power Consumption : 11Kw
3. Sealing Heating Power : 1.2Kw X 10

BOWL / CUP SEALING DEVICE FEATURES :
 The machine adopts CAM transmission system. A fully automatic intelligent detector allows no covering without a bowl/cup and no sealing without a cover to reduce unnecessary waste. The sealing device features independent-control thermal sealing head, independent temperature display, transmission overload protection mechanism, and shutdown protection.

- 1. AUTOMATIC BOWL / CUP INPUT DEVICE**
The segregated bowl/cup-retrieving mechanism is precise and reliable. No static electricity problems.
- 2. AUTOMATIC ROTARY BOWL / CUP PLACING DEVICE**
The Machine has intelligent detector feature no placing bowls / cups without noodles. Noodles are placed in bowls / cups automatically. Sanitary, fast and reliable.
- 3. AUTOMATIC DISTRIBUTOR**
PLC, human-machine-interface for easy setting and convenient operation. It's also easy to adjust the speed & pouch size with memory function to select pouches specification quickly.
- 4. AUTOMATIC PLACING LID DEVICE**
Intelligent detector system without noodles or bowls / cups will not place the lid.
- 5. AUTOMATIC SEALING LID DEVICE**
Co-ordination intelligent detector allows no covering without noodles, bowls / cups or lids. The sealing device features independent-control thermal sealing head and independent temperature display.
- 6. REJECTION OUTPUT DEVICE**
The intelligent detector system will reject defective products automatically.
- 7. BOWL / CUP NOODLE CONVEYOR**
An intelligent speed governing design automatically controls the conveyor's speed according to the production speed.



TAIWAN LIH TAY

The first manufacturer of instant noodle production equipments in Taiwan
The Best



TAIWAN LIH TAY MACHINERY CO., LTD.

NO. 66, SEC. 1, SZU-HAI RD., PEI-TOU, CHANG-HUA, TAIWAN, R.O.C
TEL:+886-4-8887781~3 FAX:+886-4-8887784 SALES:+886-4-8886160
[Http://www.lihtay.com.tw](http://www.lihtay.com.tw) E-mail:business@lihtay.com.tw



FULLY AUTO FILLING PACKING MACHINE

Combine more than 38years of experience and technology know-how



- Automatic of Food Technology
- High-Efficacy Series Model
- High-Speed , High-Accuracy
- Easy-Operation
- Apply to Various Production

SINCE 1968


Fully Auto Filling Packing Machine

RPA-40A

Features

Model RPA-40A is ideal for filling with liquids, paste, hot products and products containing solids.

The main applications are meat products; pre-cooked meals; snack foods; nuts; Pet foods; meat sauce; fruit juice; soups (including thick soups) ...etc, PLC Human-machine interface, Reduce the basic workers training time by the production parameter adjustable easily, also operation smoothly. The filler is very simple and convenient to strip down and clean up. Bag size can be adjusted with a simple control operation, full set of machine is designed base on the Cam mechanism structure to keeping operation smooth; accurately and maintenance easily.



Capacity	30 - 40 bags per minute, depending on nature of products
Filling volume	30 - 230g
Power consumption	Heater- AC200V 400W X 4 sets; Motor- AC220V, 3 phases 0.75 KW Vacuum Pump AC220V, 3 Phases 0.75 KW, Products conveyor 0.06 KW
Control panel	PLC Human-machine interface
Air consumption	0.6 Mpa 300 ml/min
Weight	approx. 1450 Kgs
Dimension	2280 mm (L) X 2155 mm (W) X 1700 mm (H)
Applications	meat products; pre-cooked meals; Snack foods; Nuts; Pet foods...etc

Note: The machine includes Air Compressor as standard.



SYA-40A

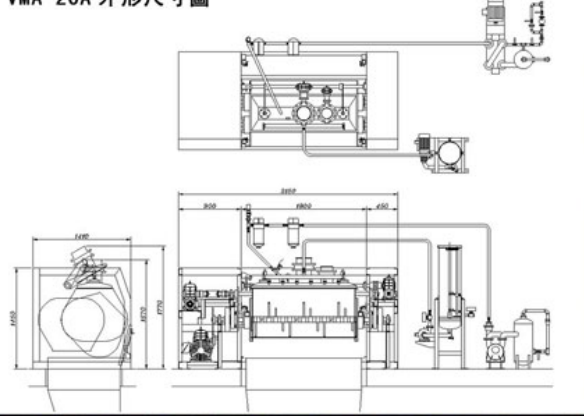
Supply Conveyor

Application	For most of solids feeding
Capacity	30 - 40 bags/min
Hopper volume	60g
Power Electric	Motor- AC 220V/50Hz, 3 Phases 0.75 KW
Dimension	3000 mm (L) X 350 mm (W) X 1600 mm (H)

VMA-20A 型 真空混合機

高性能的真空混合機—適合高品質的麵製品生產製造。
HIGH PERFORMANCE VACUUM MIXER-SUITABLE FOR
THE PRODUCTION OF SUPERIOR NOODLE PRODUCTS

VMA-20A 外形尺寸圖




VMA-20A 基本規格

容量：200KG (麵粉重量)
需要動力：驅動動力 21.5HP 真空幫浦 7.5HP
攪拌速度：2~3 段變速
主要材質：SUS304
主體尺寸：L3150×W1410×H1570 (開蓋時 H1770)
特徵：1. 全自動週期運轉，自動進料加水，
分段自動變速攪料，自動時間控制。
2. 操作簡單，攪拌時間縮短。
3. 麵糰水份分佈均勻，溫度低並可適當
提高含水量。
4. 提高麵團質量及食用口感。

VMA-20A SPECIFICATION

VOLUME: 200KG (FLOUR WEIGHT)
POWER REQUIREMENT: DRIVING POWER 21.5HP,
VACUUM PUMP 7.5HP
MIXING SPEED: 2~3 SECTIONS SPEED ADJUSTMENT
MAIN MATERIAL: SUS304
DIMENSION: L3150×W1410×H1570 (H1770 COVER-OPEN)
FEATURES:
1. AUTOMATIC OPERATING CYCLE, AUTOMATIC MATERIAL
& WATER FEEDING, AUTOMATIC SECTIONAL ADJUSTMENT
OF MIXING SPEED, AUTOMATIC TIMING CONTROL
2. EASY OPERATION, REDUCTION OF MIXING TIME TO
10 MINUTES
3. UNIFORM DISTRIBUTION OF DOUGH WATER, LOWER
TEMPERATURE MIXING TO INCREASE WATER
ABSORPTION.
4. IMPROVEMENT OF DOUGH QUALITY, ENRICHMENT OF
NOODLE TASTE.



彰化縣北斗鎮大新里四海路一段 66 號 (北斗科學園區) TEL: 886-4-8887781~3
NO. 66 SEC. 1 SZU-HAI RD., PEI-TOU, CHANG-HUA, TAIWAN, R. O. C. FAX: 886-4-8887784

SINCE 1968